

**Site Usage**

 **7,848 Visits**


Previous: 6,377 (23.07%)

 **46.15% Bounce Rate**


Previous: 41.82% (10.35%)

 **30,052 Pageviews**

Previous: 27,664 (8.63%)

 **00:02:41 Avg. Time on Site**

Previous: 00:03:26 (-21.88%)

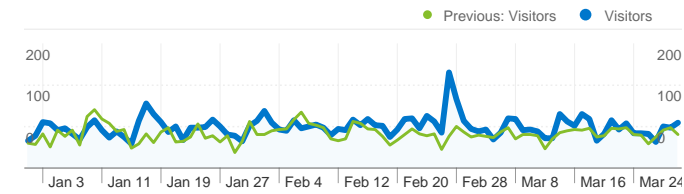
 **3.83 Pages/Visit**

Previous: 4.34 (-11.73%)

 **47.20% % New Visits**

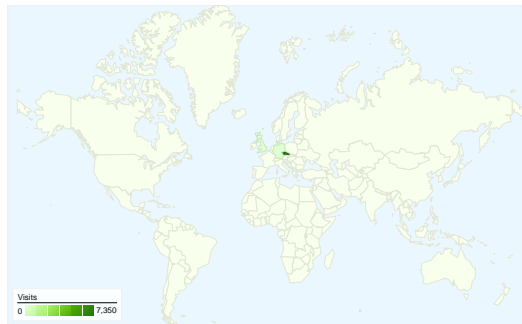
Previous: 45.15% (4.54%)

**Visitors Overview**

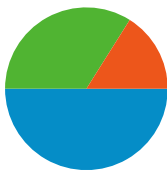


**Visitors**  
**3,976**

**Map Overlay**

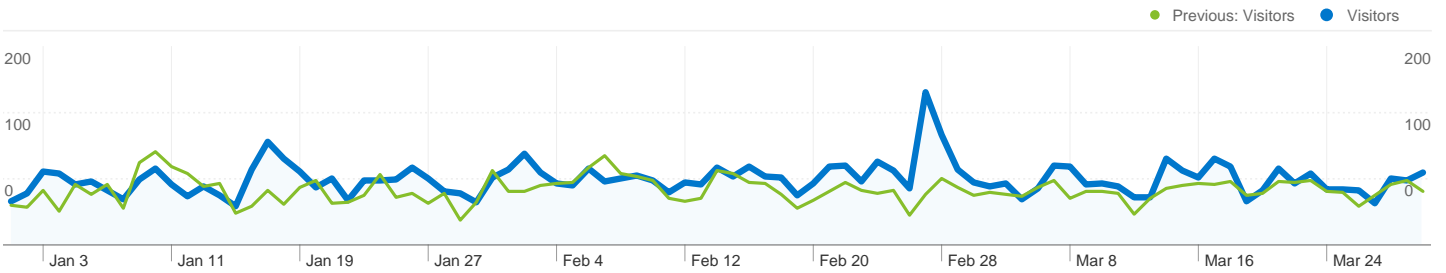


**Traffic Sources Overview**



- **Search Engines**  
3,925.00 (50.01%)
- **Direct Traffic**  
2,663.00 (33.93%)
- **Referring Sites**  
1,260.00 (16.06%)

Content Overview		
Pages	Pageviews	% Pageviews
/recently_modified		
Jan 1, 2011 - Mar 30, 2011	4,794	15.95%
Jan 2, 2010 - Mar 31, 2010	4,091	14.79%
% Change	17.18%	7.87%
/		
Jan 1, 2011 - Mar 30, 2011	4,374	14.55%
Jan 2, 2010 - Mar 31, 2010	4,021	14.54%
% Change	8.78%	0.14%
/photos/climbing		
Jan 1, 2011 - Mar 30, 2011	707	2.35%
Jan 2, 2010 - Mar 31, 2010	646	2.34%
% Change	9.44%	0.75%
/photos		
Jan 1, 2011 - Mar 30, 2011	649	2.16%
Jan 2, 2010 - Mar 31, 2010	569	2.06%
% Change	14.06%	5.00%
/Members		
Jan 1, 2011 - Mar 30, 2011	412	1.37%
Jan 2, 2010 - Mar 31, 2010	388	1.40%
% Change	6.19%	-2.25%




## 3,976 people visited this site

 **7,848** Visits

Previous: 6,377 (23.07%)

 **3,976** Absolute Unique Visitors


Previous: 3,123 (27.31%)

 **30,052** Pageviews

Previous: 27,664 (8.63%)

 **3.83** Average Pageviews

Previous: 4.34 (-11.73%)

 **00:02:41** Time on Site

Previous: 00:03:26 (-21.88%)

 **46.15%** Bounce Rate

Previous: 41.82% (10.35%)

 **47.20%** New Visits

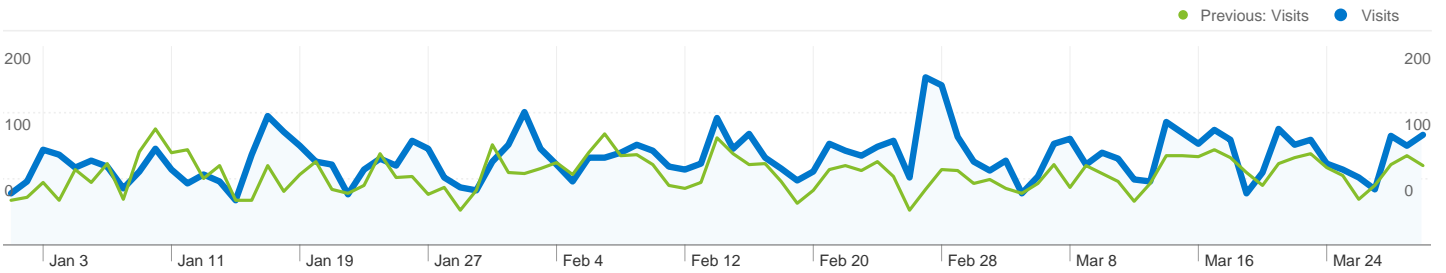
Previous: 45.15% (4.54%)

## Technical Profile




Browser	Visits	% visits	Connection Speed	Visits	% visits
Internet Explorer			Unknown		
Jan 1, 2011 - Mar 30, 2011	3,358	42.79%	Jan 1, 2011 - Mar 30, 2011	5,751	73.28%
Jan 2, 2010 - Mar 31, 2010	3,238	50.78%	Jan 2, 2010 - Mar 31, 2010	3,394	53.22%
% Change	3.71%	-15.73%	% Change	69.45%	37.69%
Firefox			DSL		
Jan 1, 2011 - Mar 30, 2011	3,159	40.25%	Jan 1, 2011 - Mar 30, 2011	1,266	16.13%
Jan 2, 2010 - Mar 31, 2010	2,491	39.06%	Jan 2, 2010 - Mar 31, 2010	1,755	27.52%
% Change	26.82%	3.05%	% Change	-27.86%	-41.38%

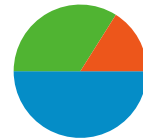
Chrome		
Jan 1, 2011 - Mar 30, 2011	479	6.10%
Jan 2, 2010 - Mar 31, 2010	175	2.74%
% Change	173.71%	122.41%
Safari		
Jan 1, 2011 - Mar 30, 2011	290	3.70%
Jan 2, 2010 - Mar 31, 2010	141	2.21%
% Change	105.67%	67.12%
Opera		
Jan 1, 2011 - Mar 30, 2011	285	3.63%
Jan 2, 2010 - Mar 31, 2010	216	3.39%
% Change	31.94%	7.21%

Cable		
Jan 1, 2011 - Mar 30, 2011	605	7.71%
Jan 2, 2010 - Mar 31, 2010	799	12.53%
% Change	-24.28%	-38.47%
T1		
Jan 1, 2011 - Mar 30, 2011	150	1.91%
Jan 2, 2010 - Mar 31, 2010	305	4.78%
% Change	-50.82%	-60.04%
Dialup		
Jan 1, 2011 - Mar 30, 2011	76	0.97%
Jan 2, 2010 - Mar 31, 2010	119	1.87%
% Change	-36.13%	-48.11%



**All traffic sources sent a total of 7,848 visits**

-  **33.93% Direct Traffic**  
Previous: 28.12% (20.68%)
-  **16.06% Referring Sites**  
Previous: 12.45% (28.95%)
-  **50.01% Search Engines**  
Previous: 59.43% (-15.85%)



- **Search Engines**  
3,925.00 (50.01%)
- **Direct Traffic**  
2,663.00 (33.93%)
- **Referring Sites**  
1,260.00 (16.06%)

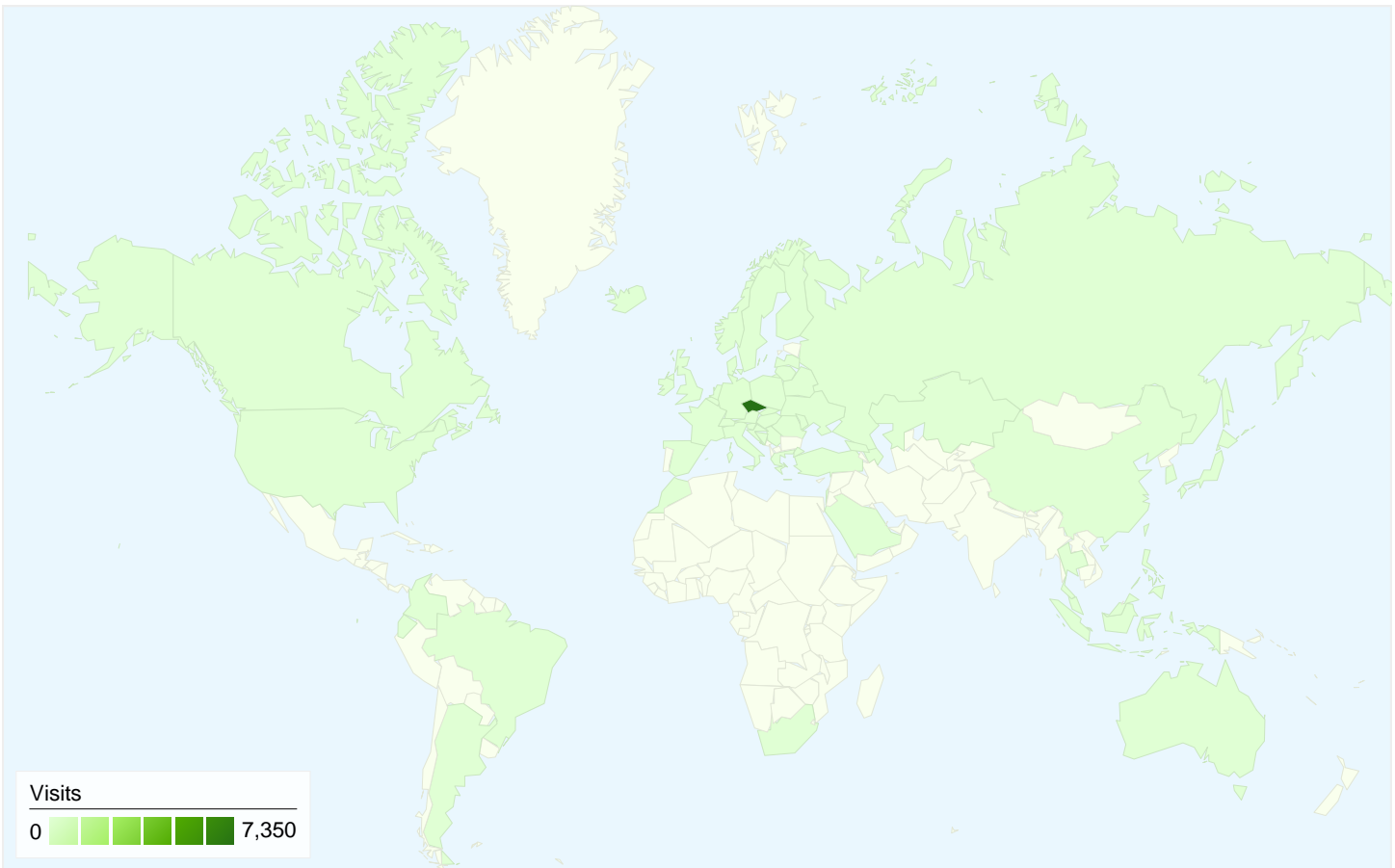
## Top Traffic Sources

Sources	Visits	% visits
(direct) ((none))		
Jan 1, 2011 - Mar 30, 2011	2,663	33.93%
Jan 2, 2010 - Mar 31, 2010	1,793	28.12%
% Change	48.52%	20.68%
seznam (organic)		
Jan 1, 2011 - Mar 30, 2011	2,416	30.78%
Jan 2, 2010 - Mar 31, 2010	2,096	32.87%
% Change	15.27%	-6.34%
google (organic)		
Jan 1, 2011 - Mar 30, 2011	1,460	18.60%
Jan 2, 2010 - Mar 31, 2010	1,614	25.31%
% Change	-9.54%	-26.50%
cs.euroclimbing.com (referral)		
Jan 1, 2011 - Mar 30, 2011	350	4.46%
Jan 2, 2010 - Mar 31, 2010	94	1.47%
% Change	272.34%	202.55%
google.cz (referral)		

Keywords	Visits	% visits
skála na vrkoči		
Jan 1, 2011 - Mar 30, 2011	198	5.04%
Jan 2, 2010 - Mar 31, 2010	0	0.00%
% Change	100.00%	100.00%
horce.cz		
Jan 1, 2011 - Mar 30, 2011	159	4.05%
Jan 2, 2010 - Mar 31, 2010	116	3.06%
% Change	37.07%	32.35%
kreutzberg lezeni		
Jan 1, 2011 - Mar 30, 2011	142	3.62%
Jan 2, 2010 - Mar 31, 2010	0	0.00%
% Change	100.00%	100.00%
prodej řípu		
Jan 1, 2011 - Mar 30, 2011	99	2.52%
Jan 2, 2010 - Mar 31, 2010	0	0.00%
% Change	100.00%	100.00%
telefon zdenek lahovský		

Jan 1, 2011 - Mar 30, 2011	225	2.87%
Jan 2, 2010 - Mar 31, 2010	9	0.14%
% Change	2,400.00%	1,931.41%

Jan 1, 2011 - Mar 30, 2011	92	2.34%
Jan 2, 2010 - Mar 31, 2010	0	0.00%
% Change	100.00%	100.00%



## 7,848 visits came from 56 countries/territories

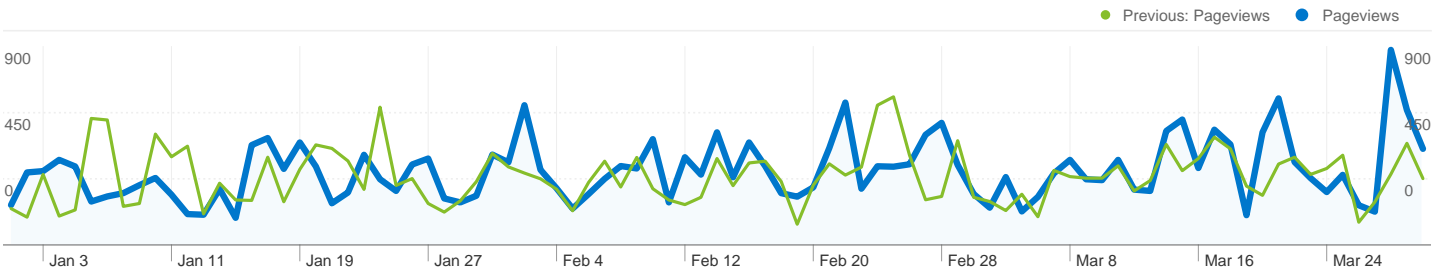
### Site Usage

Visits	Pages/Visit	Avg. Time on Site	% New Visits	Bounce Rate	
<b>7,848</b> Previous: 6,377 (23.07%)	<b>3.83</b> Previous: 4.34 (-11.73%)	<b>00:02:41</b> Previous: 00:03:26 (-21.88%)	<b>47.26%</b> Previous: 45.21% (4.54%)	<b>46.15%</b> Previous: 41.82% (10.35%)	
Country/Territory	Visits	Pages/Visit	Avg. Time on Site	% New Visits	Bounce Rate
Czech Republic					
January 1, 2011 - March 30, 2011	<b>7,350</b>	3.94	00:02:45	47.17%	44.73%
January 2, 2010 - March 31, 2010	<b>5,983</b>	4.40	00:03:29	44.94%	41.42%
% Change	<b>22.85%</b>	<b>-10.62%</b>	<b>-20.83%</b>	<b>4.95%</b>	<b>8.01%</b>
(not set)					
January 1, 2011 - March 30, 2011	<b>206</b>	2.05	00:02:28	2.43%	65.05%
January 2, 2010 - March 31, 2010	<b>57</b>	2.14	00:01:20	5.26%	54.39%
% Change	<b>261.40%</b>	<b>-4.06%</b>	<b>85.29%</b>	<b>-53.88%</b>	<b>19.61%</b>
Slovakia					
January 1, 2011 - March 30, 2011	<b>93</b>	1.74	00:00:39	91.40%	66.67%

January 2, 2010 - March 31, 2010	<b>75</b>	2.57	00:01:00	76.00%	70.67%
% Change	<b>24.00%</b>	<b>-32.31%</b>	<b>-35.53%</b>	<b>20.26%</b>	<b>-5.66%</b>
Germany					
January 1, 2011 - March 30, 2011	<b>50</b>	3.70	00:02:12	76.00%	70.00%
January 2, 2010 - March 31, 2010	<b>53</b>	3.53	00:02:47	73.58%	47.17%
% Change	<b>-5.66%</b>	<b>4.87%</b>	<b>-20.85%</b>	<b>3.28%</b>	<b>48.40%</b>
United Kingdom					
January 1, 2011 - March 30, 2011	<b>20</b>	3.00	00:01:28	80.00%	70.00%
January 2, 2010 - March 31, 2010	<b>13</b>	6.85	00:08:14	76.92%	69.23%
% Change	<b>53.85%</b>	<b>-56.18%</b>	<b>-82.17%</b>	<b>4.00%</b>	<b>1.11%</b>
France					
January 1, 2011 - March 30, 2011	<b>15</b>	3.07	00:01:15	40.00%	80.00%
January 2, 2010 - March 31, 2010	<b>8</b>	1.88	00:02:11	50.00%	50.00%
% Change	<b>87.50%</b>	<b>63.56%</b>	<b>-42.60%</b>	<b>-20.00%</b>	<b>60.00%</b>
Poland					
January 1, 2011 - March 30, 2011	<b>14</b>	1.57	00:00:15	92.86%	64.29%
January 2, 2010 - March 31, 2010	<b>5</b>	4.60	00:01:12	100.00%	80.00%
% Change	<b>180.00%</b>	<b>-65.84%</b>	<b>-79.13%</b>	<b>-7.14%</b>	<b>-19.64%</b>
United States					
January 1, 2011 - March 30, 2011	<b>11</b>	4.18	00:03:58	54.55%	27.27%
January 2, 2010 - March 31, 2010	<b>31</b>	4.03	00:06:19	54.84%	58.06%
% Change	<b>-64.52%</b>	<b>3.71%</b>	<b>-37.12%</b>	<b>-0.53%</b>	<b>-53.03%</b>
Austria					
January 1, 2011 - March 30, 2011	<b>11</b>	1.73	00:00:35	90.91%	72.73%
January 2, 2010 - March 31, 2010	<b>7</b>	1.71	00:00:40	85.71%	71.43%
% Change	<b>57.14%</b>	<b>0.76%</b>	<b>-12.50%</b>	<b>6.06%</b>	<b>1.82%</b>
Russia					
January 1, 2011 - March 30, 2011	<b>9</b>	1.00	00:00:00	100.00%	100.00%
January 2, 2010 - March 31, 2010	<b>2</b>	1.00	00:00:00	100.00%	100.00%
% Change	<b>350.00%</b>	<b>0.00%</b>	<b>0.00%</b>	<b>0.00%</b>	<b>0.00%</b>


1 - 10 of 56






**Pages on this site were viewed a total of 30,052 times**

 **30,052 Pageviews**  
Previous: 27,664 (8.63%)

 **21,770 Unique Views**  
Previous: 19,381 (12.33%)

 **46.15% Bounce Rate**  
Previous: 41.82% (10.35%)

## Top Content

Pages	Pageviews	% Pageviews
<b>/recently_modified</b>		
Jan 1, 2011 - Mar 30, 2011	4,794	15.95%
Jan 2, 2010 - Mar 31, 2010	4,091	14.79%
% Change	17.18%	7.87%
<b>/</b>		
Jan 1, 2011 - Mar 30, 2011	4,374	14.55%
Jan 2, 2010 - Mar 31, 2010	4,021	14.54%
% Change	8.78%	0.14%
<b>/photos/climbing</b>		
Jan 1, 2011 - Mar 30, 2011	707	2.35%
Jan 2, 2010 - Mar 31, 2010	646	2.34%
% Change	9.44%	0.75%
<b>/photos</b>		
Jan 1, 2011 - Mar 30, 2011	649	2.16%
Jan 2, 2010 - Mar 31, 2010	569	2.06%
% Change	14.06%	5.00%
<b>/Members</b>		

Jan 1, 2011 - Mar 30, 2011	412	1.37%
Jan 2, 2010 - Mar 31, 2010	388	1.40%
% Change	6.19%	-2.25%